



### District Report Card: 2017


<b>State:</b> Odisha	<b>District:</b> Khordha
<b>Class:</b> 3	<b>Subject:</b> Mathematics
<b>Schools:</b> 61	<b>Students:</b> 971


### Participation/Coverage


#### Students

<div>GENDER</div> <div></div>	Boys		Girls	
	Number	%	Number	%
	465	47.89	506	52.11

<div>AREA</div> <div></div>	Rural		Urban	
	Number	%	Number	%
	645	66.43	326	33.57

<div>CATEGORY</div> <div></div>	SC		ST		OBC		GEN	
	Number	%	Number	%	Number	%	Number	%
	267	27.50	84	8.65	452	46.55	168	17.30

<div>CWSN</div> <div></div>	LD	VI	HI	S&LD	ID	Oth
	2	3	1	3	1	1

<div>Management</div> <div></div>	Government		Government-aided	
	Number	%	Number	%
	971	100.00	0	0.00

### Average Performance of Students in Mathematics (%)

Overall	Gender		Area		Management		Social Group			
	Male	Female	Rural	Urban	Govt.	Aided	SC	ST	OBC	GEN
62.60	61.59	63.53	64.38	59.08	62.60	0.00	58.65	59.84	63.69	67.34

## Performance on Learning Outcomes (LOs)

Learning Outcomes	Description	Average Performance(%)
M301	Reads and writes numbers up to 999 using place value	60.55
M302	Compares numbers up to 999 based on their place values	74.05
M303	Solves simple daily life problems using addition and subtraction of three digit numbers with and without regrouping	57.95
M304	Constructs and uses the multiplication facts (up till 10) in daily life situations	62.46
M305	Analyses and applies an appropriate number operation in the situation/ context	62.51
M306	Explains the meaning of division facts by equal grouping/sharing and finds it by repeated subtraction	63.34
M309	Identifies and makes 2D-shapes by paper folding, paper cutting on the dot grid, using straight lines etc.	84.13
M311	Fills a given region leaving no gaps using a tile of a given shape	17.04
M312	Estimates and measures length and distance using standard units like centimeters or meters & identifies relationships	33.47
M317	Reads the time correctly to the hour using a clock/watch	67.15
M318	Extends patterns in simple shapes and numbers	53.81
M319	Records data using tally marks, represents pictorially and draws conclusions	82.80

Range of Performance of Students who Answered Correctly							
Below 30%		30% - 50%		50% - 75%		Above 75%	
Number	%	Number	%	Number	%	Number	%
67	6.90	234	24.10	364	37.49	306	31.51

### Lowest Performing Learning Outcomes (LOs)

- 1 - Fills a given region leaving no gaps using a tile of a given shape (17.04)
- 2 - Estimates and measures length and distance using standard units like centimeters or meters & identifies relationships (33.47)
- 3 - Extends patterns in simple shapes and numbers (53.81)
- 4 - Solves simple daily life problems using addition and subtraction of three digit numbers with and without regrouping (57.95)
- 5 - Reads and writes numbers up to 999 using place value (60.55)